

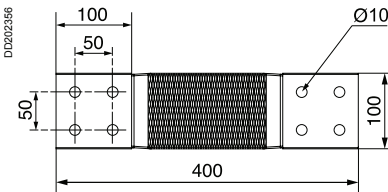
Connection braids



KTB0000YT1

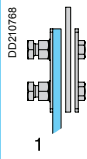
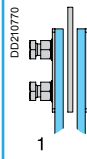
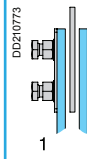
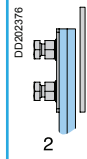
Description	Cat. no.	Weight (kg)
Connection braid	KTB0000YT1	2.80

KTB0000YT1

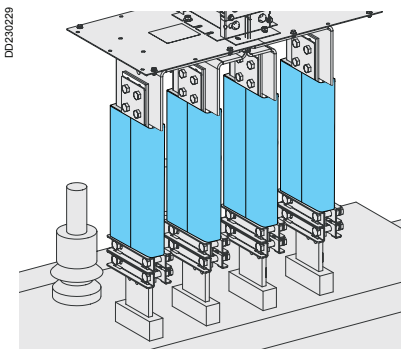


Determining the number of braids required

Busbar trunking rating (A)	Braids per phase	
	Number	Cross-section (mm²)
1000	1	600
1250	2	1200
1600	2	1200
2000	2	1200
2500	3	1800
3200	3	1800
4000	4	2400

Braids				
Busbar trunking rating (A)	1000	1250 to 2000	2500 to 3200	4000

Insulating sheaths



KTB0000YF1

The YF conduit allows the various conductors of a connection performed with braids or with bare copper foils to be insulated. Installation is performed after complete assembly of the connection, with scratch fastening for easier setup. The insulating conduit is formed of a 2-metre plastic duct that can be cut to length as needed.

Description	Cat. no.	Weight (kg)
Insulating sheath	KTB0000YF1	1.00

KTB0000YF1

